

Specifications

Nominal Voltage(V)

12V

Nominal Capacity

20 hour rate	(5.5A to 10.50V)	110Ah
10 hour rate	(11A to 10.80V)	110Ah
5 hour rate	(18.7A to 10.20V)	93.5Ah
1 hour rate	(66A to 9.60V)	66Ah
1C	(110A to 9.60V)	69.67Ah

Weight

Approx. 31.2kg(68.6Lbs.)

Internal Resistance (at 1KHz)

Approx. 5 mΩ

Maximum Discharge Current for

5 seconds:1200A

Charging Methods at 25°C(77°F)

Cycle use:

Charging Voltage 14.4 to 15.0V

Coefficient -5.0mV/°C/cell

Maximum Charging Current : 33A

Standby use:

Float Charging Voltage 13.5 to 13.8V

Coefficient -3.0mV/°C/cell

Operating Temperature Range

Charge -15°C(5°F) to 40°C(104°F)

Discharge -15°C(5°F) to 50°C(122°F)

Storage -15°C(5°F) to 40°C(104°F)

Charge Retention (shelf life) at 20°C(68°F)

1 month 98%

3 month 94%

6 month 85%

Case Material

ABS UL94 HB

Option: Flammability resistance of (UL94 V-0)

Design Life

12 Years.

Terminal

F8



Dimensions

Length (L)

338±²₁ (13.31±^{0.08}_{0.04})

Width (W)

170±²₁ (6.69±^{0.08}_{0.04})

Height (H)

212±²₁ (8.35±^{0.08}_{0.04})

Overall Height (HT)

217±²₁ (8.54±^{0.08}_{0.04})

Description of torque value of hard ware for the terminals:

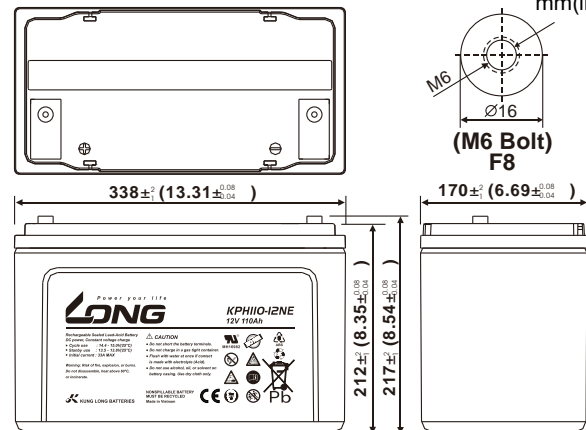
Recommended torque value

M6: 7 N-m (71 kgf-cm)

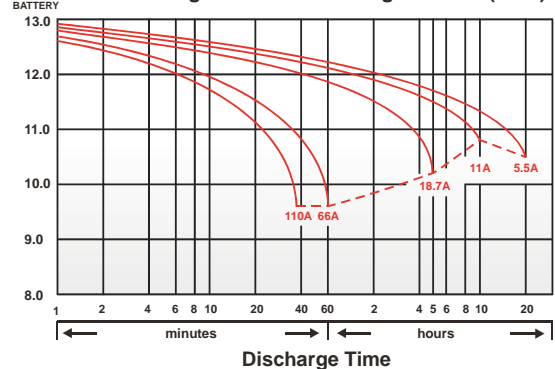
Maximum allowable torque value

M6: 10N-m (102 kgf-cm)

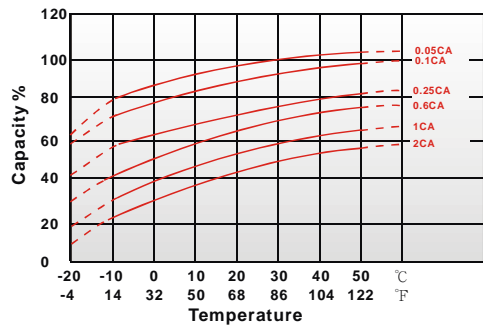
mm(inch)



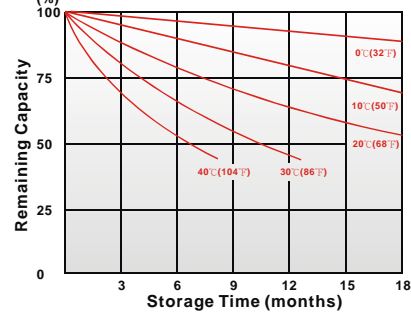
(V) FOR 12V BATTERY Discharge Time VS. Discharge Current (25°C)



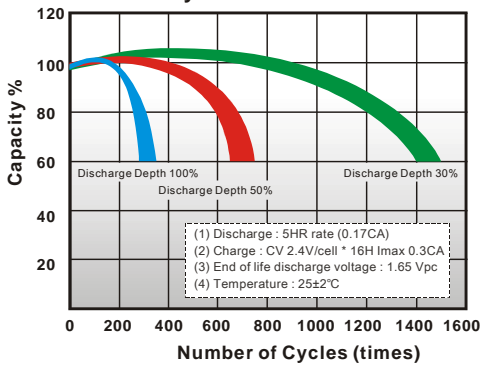
Effect of Temperature on Capacity 25°C (77°F)



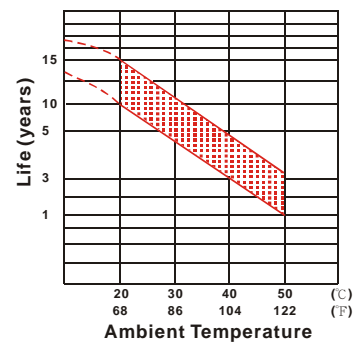
Capacity Retention Characteristic



Cycle Service Life



Trickle (or float) Service Life



- PERFORMANCE DATA

Discharge Rates in Watts to Various End Voltages at 25°C (77°F)

End Voltage		1.85V	1.80V	1.75V	1.70V	1.67V	1.65V	1.60V
Time	min	393	429	469	498	499	512	515
10	min	336	364	380	400	404	416	419
15	min	208	220	229	238	241	246	248
30	min	142	142	142	143	145	146	147
60	min	92.6	97.4	101	104	105	107	108
90	min	75.8	79.7	82.5	84.2	85.2	86.5	87.3
120	min	56.7	59.7	61.3	62.2	62.8	63.7	64.4
180	min	40.0	42.2	46.7	47.5	48.4	49.3	49.8
240	min	36.5	38.9	40.0	40.8	41.3	42.0	42.3
300	min	19.1	21.1	21.6	22.2	22.6	22.7	22.8
600	min	11.1	11.4	11.7	11.9	12.1	12.1	12.2
1200	min							

- Discharge Rates in Amperes to Various End Voltages at 25°C (77°F)

End Voltage		1.85V	1.80V	1.75V	1.70V	1.67V	1.65V	1.60V
Time	min	220	232	245	254	260	270	285
10	min	177	194	214	220	224	232	241
15	min	118	123	126	128	130	131	133
30	min	57.0	60.2	64.0	67.3	69.4	70.2	72.0
60	min	40.0	43.2	45.4	46.3	47.2	48.6	49.8
90	min	27.6	32.1	35.6	39.1	39.9	40.9	42.2
120	min	23.7	26.3	31.0	32.8	33.3	34.0	35.0
180	min	20.2	21.5	22.8	23.2	23.5	24.0	24.5
240	min	16.9	17.4	18.5	19.2	19.7	19.9	20.2
300	min	10.3	11.0	11.0	11.1	11.2	11.2	11.2
600	min	5.45	5.62	5.70	5.80	5.90	5.90	6.00
1200	min							

All data on the spec. sheet is an average value:

The tolerance range : X<6min(+15%~-15%), 6min ≤ X<10min(+12%~-12%), 10min ≤ X < 60min(+8%~-8%), X ≥ 60min(+5%~-5%)

020524-1A