

Specifications

Nominal Voltage(V)

6V

Nominal Capacity

| | | |
|--------------|-------------------|--------|
| 20 hour rate | (0.06A to 5.25V) | 1.2Ah |
| 10 hour rate | (0.114A to 5.25V) | 1.14Ah |
| 5 hour rate | (0.204A to 5.1V) | 1.02Ah |
| 1 C | (1.2A to 4.8V) | 0.68Ah |
| 3 C | (3.6A to 4.8V) | 0.48Ah |

Weight

Approx. 289g(0.64Lbs.)

Internal Resistance (at 1KHz)

Approx. 28 mΩ

Maximum Discharge Current for

5 seconds: 18A

Charging Methods at 25°C(77°F)

| | |
|----------------------------|---------------|
| Cycle use: | |
| Charging Voltage | 7.20 to 7.50V |
| Coefficient -5.0mV/°C/cell | |
| Maximum Charging Current : | 0.36A |
| Standby use: | |
| Float Charging Voltage | 6.75 to 6.90V |
| Coefficient -3.0mV/°C/cell | |

Operating Temperature Range

| | |
|-----------|---------------------------|
| Charge | -15°C(5°F) to 40°C(104°F) |
| Discharge | -15°C(5°F) to 50°C(122°F) |
| Storage | -15°C(5°F) to 40°C(104°F) |

Charge Retention (shelf life) at 20°C(68°F)

| | |
|---------|-----|
| 1 month | 97% |
| 3 month | 92% |
| 6 month | 85% |

Case Material

ABS UL94 HB
Option: Flammability resistance of (UL94 V-0)

Design Life

3-5 Years.

Terminal

F1 or F2 (Faston Tab 187 or 250)



Dimensions

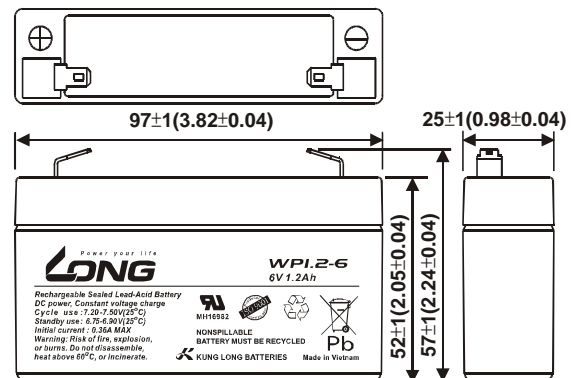
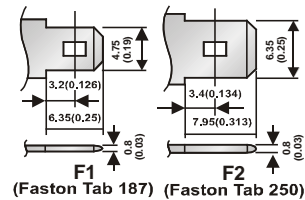
Length (L) 97±1 (3.82±0.04)

Width (W) 25±1 (0.98±0.04)

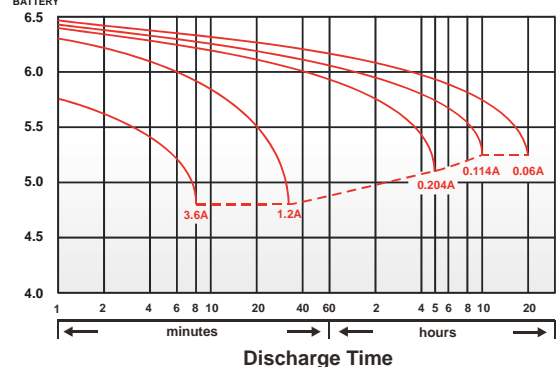
Height (H) 52±1 (2.05±0.04)

Overall Height (HT) 57±1 (2.24±0.04)

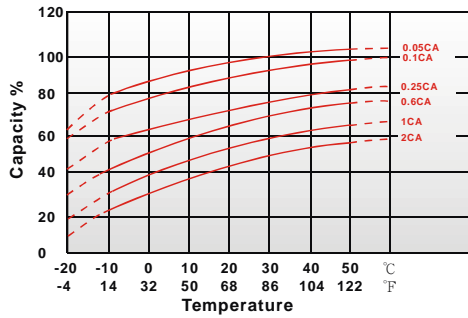
mm(inch)



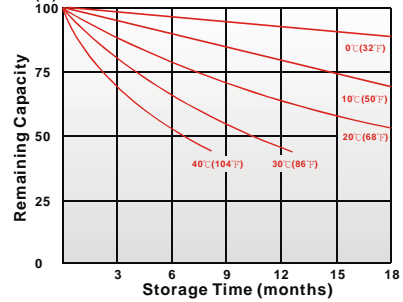
(V) FOR 6V BATTERY Discharge Time VS. Discharge Current (25°C)



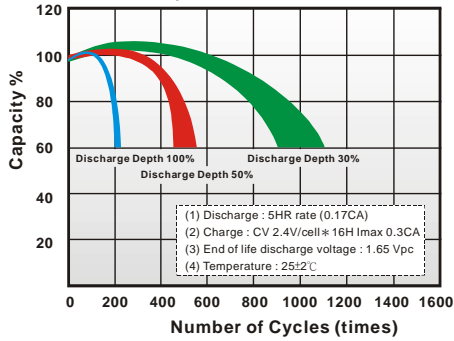
Effect of Temperature on Capacity 25°C (77°F)



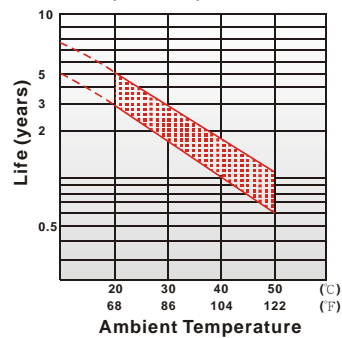
Capacity Retention Characteristic



Cycle Service Life



Trickle (or float) Service Life



- PERFORMANCE DATA

Discharge Rates in Watts to Various End Voltages at 25°C (77°F)

| End Voltage | | 1.85V | 1.80V | 1.75V | 1.70V | 1.67V | 1.65V | 1.60V |
|-------------|-----|-------|-------|-------|-------|-------|-------|-------|
| Time | | | | | | | | |
| 5 | min | 7.18 | 7.82 | 8.27 | 8.65 | 8.80 | 8.98 | 9.28 |
| 10 | min | 4.62 | 5.00 | 5.30 | 5.52 | 5.58 | 5.67 | 5.77 |
| 15 | min | 3.65 | 3.87 | 4.05 | 4.20 | 4.25 | 4.32 | 4.38 |
| 30 | min | 2.15 | 2.25 | 2.32 | 2.37 | 2.38 | 2.42 | 2.45 |
| 60 | min | 1.32 | 1.39 | 1.43 | 1.47 | 1.48 | 1.50 | 1.52 |
| 120 | min | 0.747 | 0.808 | 0.847 | 0.875 | 0.887 | 0.900 | 0.915 |
| 180 | min | 0.533 | 0.573 | 0.602 | 0.623 | 0.633 | 0.645 | 0.657 |
| 240 | min | 0.435 | 0.470 | 0.495 | 0.513 | 0.520 | 0.528 | 0.537 |
| 300 | min | 0.420 | 0.442 | 0.457 | 0.468 | 0.472 | 0.477 | 0.482 |
| 600 | min | 0.220 | 0.233 | 0.243 | 0.250 | 0.252 | 0.255 | 0.258 |
| 1200 | min | 0.123 | 0.126 | 0.129 | 0.130 | 0.131 | 0.131 | 0.132 |

- Discharge Rates in Amperes to Various End Voltages at 25°C (77°F)

| End Voltage | | 1.85V | 1.80V | 1.75V | 1.70V | 1.67V | 1.65V | 1.60V |
|-------------|-----|--------|--------|--------|--------|--------|--------|--------|
| Time | | | | | | | | |
| 5 | min | 3.49 | 4.11 | 4.57 | 4.94 | 5.09 | 5.26 | 5.51 |
| 10 | min | 2.12 | 2.43 | 2.63 | 2.81 | 2.88 | 2.96 | 3.11 |
| 15 | min | 1.71 | 1.95 | 2.09 | 2.20 | 2.24 | 2.29 | 2.35 |
| 30 | min | 0.931 | 1.06 | 1.17 | 1.24 | 1.26 | 1.29 | 1.32 |
| 60 | min | 0.680 | 0.716 | 0.735 | 0.759 | 0.765 | 0.772 | 0.779 |
| 120 | min | 0.392 | 0.415 | 0.429 | 0.440 | 0.444 | 0.449 | 0.456 |
| 180 | min | 0.272 | 0.291 | 0.302 | 0.311 | 0.314 | 0.318 | 0.324 |
| 240 | min | 0.223 | 0.238 | 0.247 | 0.254 | 0.257 | 0.260 | 0.264 |
| 300 | min | 0.207 | 0.219 | 0.226 | 0.231 | 0.233 | 0.236 | 0.238 |
| 600 | min | 0.112 | 0.117 | 0.121 | 0.124 | 0.125 | 0.126 | 0.127 |
| 1200 | min | 0.0615 | 0.0624 | 0.0631 | 0.0637 | 0.0639 | 0.0642 | 0.0646 |

All data on the spec. sheet is an average value:

The tolerance range : $X < 6\text{min}$ (+15%~-15%), $6\text{min} \leq X < 10\text{min}$ (+12%~-12%), $10\text{min} \leq X < 60\text{min}$ (+8%~-8%), $X \geq 60\text{min}$ (+5%~-5%)

120424-11